

**Democratic Primary  
Congressional District  
Official Certification by Most Populous County**

The Board of Elections of

Wood

County hereby certifies that in the

5th

Congressional District Primary Election held March 4, 2008, the votes cast for

the **Democratic** candidates for **Representative to Congress** were as follows:

(The successful candidate is indicated by an asterisk.)

Candidates →	*George F. Mays					
County	Vote	Vote	Vote	Vote	Vote	Vote
Ashland	994					
Crawford	4,048					
Defiance	3,889					
Fulton	3,962					
Henry	2,696					
Huron	5,231					
Lucas	2,136					
Mercer	825					
Paulding	1,950					
Putnam	3,298					
Sandusky	8,182					
Seneca	6,546					
Van Wert	2,345					
Williams	3,089					
Wood	14,312					
Wyandot	947					
<b>Totals</b>	64,450					

Witness our official signatures at

Bowling Green

Ohio, this

26

day of

March  
(month)

, 2008

	<i>Michael J. Mauds</i>	Member
	<i>J. J. Hill</i>	Member
	<i>Ch. Baldwin</i>	Member
	<i>Richard A. M... ..</i>	Chairperson

	<i>Terry L. Burton</i>	Director
	9-Apr-08	Date



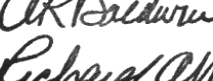

**Republican Primary  
Congressional District  
Official Certification by Most Populous County**

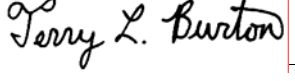
The Board of Elections of  County hereby certifies that in the  
 Congressional District Primary Election held March 4, 2008, the votes cast for the  
**Republican** candidates for **Representative to Congress** were as follows:

(The successful candidate is indicated by an asterisk.)

Candidates →	*Bob Latta	Scott B. Radcliffe	Michael L. Reynolds			
County	Vote	Vote	Vote	Vote	Vote	Vote
Ashland	803	183	189			
Crawford	3,214	527	641			
Defiance	3,399	920	368			
Fulton	3,967	1,082	380			
Henry	2,595	395	168			
Huron	3,129	445	513			
Lucas	1,480	356	102			
Mercer	787	163	132			
Paulding	1,762	369	204			
Putnam	4,667	585	417			
Sandusky	5,624	1,070	567			
Seneca	5,800	1,355	726			
Van Wert	3,188	839	397			
Williams	3,616	878	352			
Wood	9,025	2,988	541			
Wyandot	1,037	192	176			
<b>Totals</b>	54,093	12,347	5,873			

Witness our official signatures at  Ohio, this  day of  , 2008  
(month)

	Member
	Member
	Member
	Chairperson

	Director
9-Apr-08	Date

**Democratic Primary  
State Senate  
Official Certification by Most Populous County**

The Board of Elections of

Wood

County hereby certifies that in the

2nd

Senatorial District Primary Election held March 4, 2008, the votes cast for the

**Democratic** candidates for **State Senate** were as follows:

(The successful candidate is indicated by an asterisk.)

Candidates →	Darwitt R. Garrett	*Sylvia A. Washburn				
County	Vote	Vote	Vote	Vote	Vote	Vote
Erie	4,615	8,867				
Lucas	4,455	11,110				
Ottawa	1,957	3,876				
Wood	4,261	11,298				
<b>Totals</b>	15,288	35,151				

Witness our official signatures at

Bowling Green

Ohio, this

26

day of

March  
(month)

, 2008

	<i>Michael J. Mauck</i>		Member
	<i>John J. Hill</i>		Member
	<i>Chris Baedwin</i>		Member
	<i>Richard A. ...</i>		Chairperson

	<i>Terry L. Burton</i>		Director
	<b>9-Apr-08</b>		Date

# Republican Primary State Senate Official Certification by Most Populous County

The Board of Elections of

Wood

County hereby certifies that in the

2nd

Senatorial District Primary Election held March 4, 2008, the votes cast for the

**Republican** candidates for **State Senate** were as follows:

(The successful candidate is indicated by an asterisk.)

Candidates →	Mark Hollenbaugh	John F. Schulte	*Mark Wagoner			
County	Vote	Vote	Vote	Vote	Vote	Vote
Erie	818	834	3,164			
Lucas	617	602	8,876			
Ottawa	281	443	1,744			
Wood	1,936	1,560	6,508			
<b>Totals</b>	3,652	3,439	20,292			

Witness our official signatures at

Bowling Green

Ohio, this

26

day of

March  
(month)

, 2008

<i>Michael J. Manda</i>	Member
<i>John J. Mill</i>	Member
<i>Art Baldwin</i>	Member
<i>Richard A. Miller</i>	Chairperson
<i>Terry L. Burton</i>	Director
9-Apr-08	Date

**Democratic Primary  
State Central Committee District  
Official Certification by Most Populous County**

The Board of Elections of

Wood

County hereby certifies that in the

2nd

State Central Committee District Primary Election held March 4, 2008, the votes cast for the

**Democratic** candidates for **State Central Committee** were as follows:

(The successful candidate is indicated by an asterisk.)

State Central Committee Man						
Candidates →	*Michael L. Friedman	Michael Zickar				
County	Vote	Vote	Vote	Vote	Vote	Vote
Erie	7,933	4,683				
Lucas	9,388	5,225				
Ottawa	3,445	2,117				
Wood	7,915	6,972				
<b>Totals</b>	28,681	18,997				

State Central Committee Woman						
Candidates →	*Margaret Mary Murray					
County	Vote	Vote	Vote	Vote	Vote	Vote
Erie	12,333					
Lucas	14,475					
Ottawa	5,361					
Wood	14,167					
<b>Totals</b>	46,336					

Witness our official signatures at

Bowling Green

Ohio, this

26

day of

March  
(month)

, 2008

<i>Michael J. Mauch</i>	Member
<i>John J. Smith</i>	Member
<i>Arthur Baldwin</i>	Member
<i>Richard A. Nelson</i>	Chairperson
<i>Terry L. Burton</i>	Director
9-Apr-08	Date

**Republican Primary  
State Central Committee District  
Official Certification by Most Populous County**

The Board of Elections of

Wood

County hereby certifies that in the

2nd

State Central Committee District Primary Election held March 4, 2008, the votes cast for the

**Republican** candidates for **State Central Committee** were as follows:

(The successful candidate is indicated by an asterisk.)

State Central Committee Man						
Candidates →	* Paul M. Hoag					
County	Vote	Vote	Vote	Vote	Vote	Vote
Erie	4,374					
Lucas	7,299					
Ottawa	2,122					
Wood	8,206					
<b>Totals</b>	22,001					

State Central Committee Woman						
Candidates →	*Dee Talmage					
County	Vote	Vote	Vote	Vote	Vote	Vote
Erie	4,298					
Lucas	7,650					
Ottawa	2,117					
Wood	8,095					
<b>Totals</b>	22,160					

Witness our official signatures at

Bowling Green


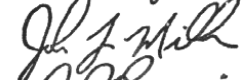


Ohio, this

26th

day of

March  
(month)

, 2008

	Member
	Member
	Member
	Chairperson

	Director
9-Apr-08	Date