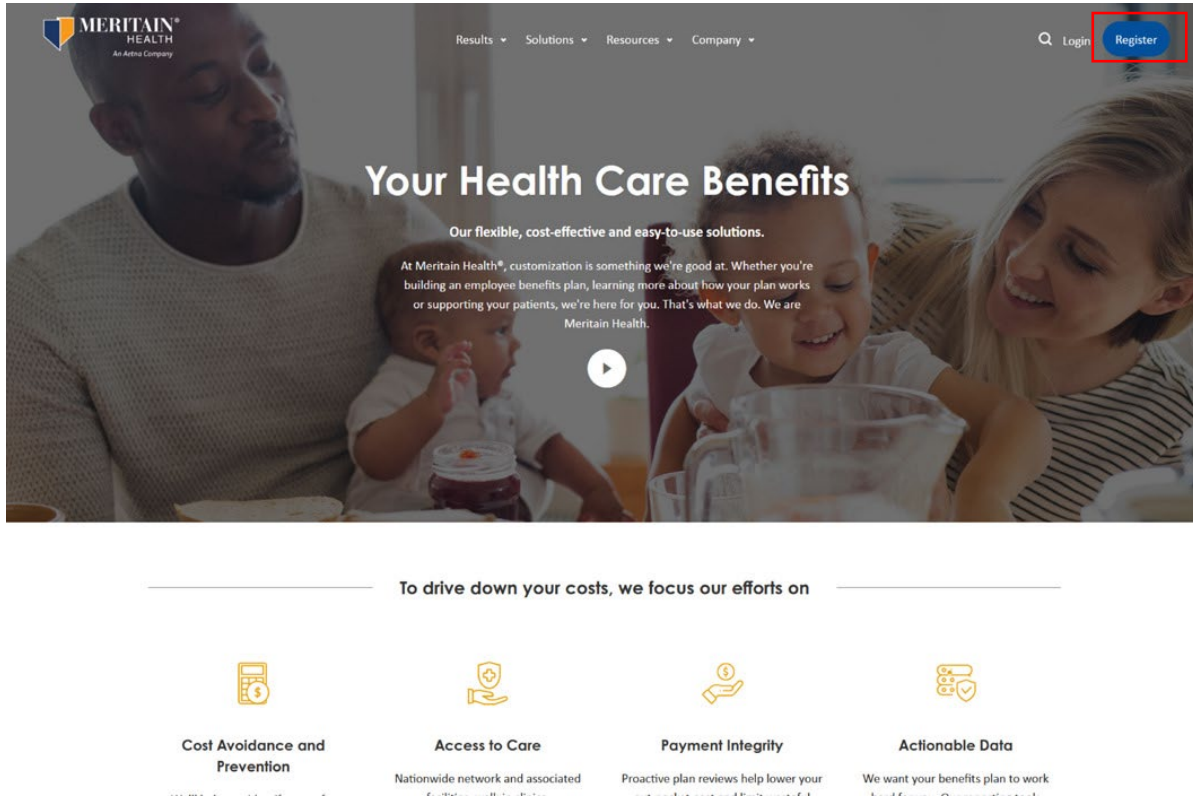


Member Website – Step by Step Instructions

Go to the Meritain Health website at www.meritain.com and on the upper right-hand corner of the Login page, click **Register**.



On the registration page, click the **Member** button and then click **Next**.

A member now has two ways that they can initially register in their account on the Meritain Health website. On the member registration page, you can choose to register with the Member ID and Group ID found on your ID card.

Member Registration

Step 1 Step 2 Step 3 Step 4

Enter Personal Information Step 1/4

Choose how to create your account. Most people use their Member ID card information, but you also can use the last 4 digits of your Social Security Number, if you haven't received your ID card at this time. You can find your Member and Group ID on your ID card, Welcome Kit, or any EOB we sent to you. * Indicates required fields

Member ID Last 4 Digits of Social Security Number

Member ID*


Group ID*

First Name*

Middle Initial

Last Name*

Suffix

Date of birth* 

Zip code*

Cancel Next

Or you can simplify the registration process by using the last 4 digits of your Social Security number. The member should complete all the required (*) fields on the screen.

Registration

Registration > New Member

Member Registration

Step 1 Step 2 Step 3 Step 4

Enter Personal Information Step 1/4

Choose how to create your account. Most people use their Member ID card information, but you also can use the last 4 digits of your Social Security Number, if you haven't received your ID card at this time. You can find your Member and Group ID on your ID card, Welcome Kit, or any EOB we sent to you. * Indicates required fields

Member ID Last 4 Digits of Social Security Number

Last 4 Digits of Social Security Number*


Group ID

First Name*

Middle Initial

Last Name*

Suffix

Date of birth* 

Zip code*

The member then reviews the information provided, completes the attestation, and clicks *Next*.

Registration > New Member

Member Registration

Step 1 Step 2 Step 3 Step 4

Review and Confirm Information Step 2/4

Please take a moment to look at the information you entered. Click next if correct

First Name: duvan

Last Name: tommassian

Middle Initial:

Last 4-Digits of SSN: 9980

Group ID: 99980

Suffix:

Zip Code: 98208-2903

DOB: 03/04/1970

By confirming that you are the above person, you are stating to be the authorized user of this account. You also understand that the information provided here is strictly confidential and cannot be viewed or modified by anyone other than the authorized user.

Yes, I am*

You'll then need to create a username and password. You will need to add your mobile phone and your email address before registration is complete.

Member Registration

Step 1 Step 2 **Step 3** Step 4

Create Username and Password Step 3/4

Username*

Password* i Confirm Password*

Please provide the best phone number to reach you about your plan benefits and important updates about your health care.

Mobile Phone Number (optional)

This email address will be used in case your username or password needs to be recovered, or in case there are any changes to your account's privacy/security settings

Website Account Email* Confirm website Account Email*

This email address will be used for several communications regarding requests made on the website, or for notification regarding your claims.

Then select the option to receive Electronic Communications or to continue to receive paper. Agree to the terms and conditions and click *Next*.

If you need to change your email on file, please go to the portal home page and click on the icon located next to the "Logout" button in the top right. From there, click on the "Edit" link located to the right of your email.

Claim information for dependents over the age of eighteen will continue to be sent via standard mail.

You can opt out of this service at any time by changing your Electronic Communications Preferences and clicking "Withdraw".

Yes, I would like electronic communications No, I prefer to receive paper

Your registration is now completed. An email notification will be sent to the Member Website account email address.

MERITAIN account registration confirmation (Intended for To: 0359604880@Account.com)

MRTN-QA - Testing
To: MRTN-QA - Testing

Reply Reply All Forward

Wed 7/28/2021 1:17 PM

*** This is an automated email. Please do not reply. ***

This e-mail is being sent to confirm that your Meritain Connect account registration is complete. Logging on to Meritain Connect will provide you with online access to your health plan benefit information, claims history, and additional wellness tools.

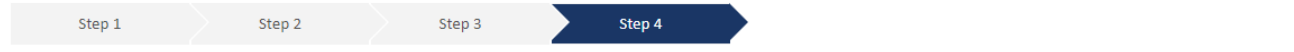
If you did not initiate this account registration, please contact Meritain Health Customer Service at 1.800.925.2272.

Yours in good health,
the Meritain Connect team

If this email was received in error please contact Meritain Health Customer Service at 1.800.925.2272

You're all set and ready to login to your Meritain Health member website.

Member Registration



A horizontal progress bar with four steps: Step 1, Step 2, Step 3, and Step 4. Step 4 is highlighted with a dark blue arrow pointing right, indicating it is the current step.

Registration Complete Step 4/4

Your account has been successfully created, please [login here](#). For more information check your email.

Member Mobile

Note: The Member Mobile registration process is exactly like the website registration process – just on a smaller screen! The same options and steps apply.